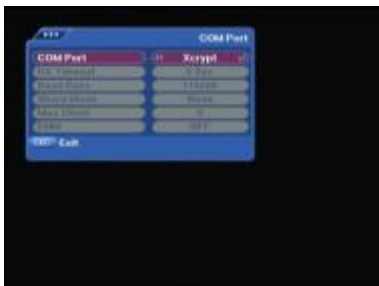


# COM Port



## COM Port

- Available Item is Xcrypt, HSIC, HSIC GBox and Home share.



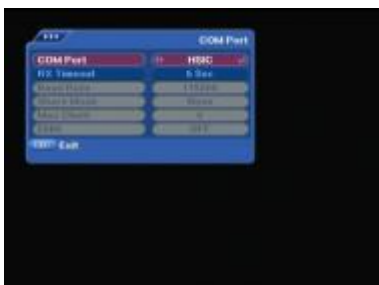
## Xcrypt

- You need to xcrypt module.
- If you have it, connect module to STB



## XCRYPTO

- If the connection is successful, you can see ;XCRYPTO; title

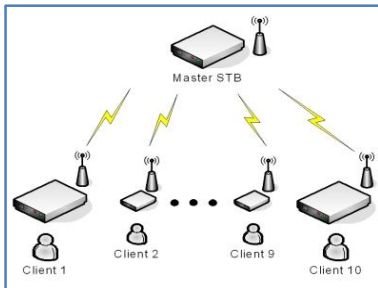


## HSIC & HSIC GBox

- You have to connected RS232 cable to PC
- And then, you have to activate Emulator on PC.

# HOME Share

## Preparation of equipment - Zigbee Module(Serial to RF Converter)



### Home Sharing Module Connection

1. Connect ZigBee to each STB serial port
2. Insert Smartcard to Master Box.



### Master Setting

1. Choose the Com port menu in the System Setup.



2. Choose the Home Share in COM Port.



3. And then , Choose 19200 in Baud Rate



4. Choose Master in Share Mode.



5. And then, Choose how many Client want to share with Master box.



### Client Setting

- 1 . Three step (1,2,3) of Master Setting is same for Client.
2. Give the unique number to each Client STB.



- If you finish the Master and Client all Setting ,  
you can watch the authorized channel of Master Set-Top Box.